


TO: Board of Trustees  
Kilgore College

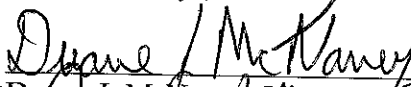
DATE: June 24, 2016  
RE: Investment Reporting


The attached Statement of Investment Assets as of May 31, 2016 along with the corresponding Schedule of Short Term Investments as of May 31, 2016 has been prepared in accordance with Texas Government Code, Section 2256.023 and the Higher Education Investment Reporting Requirements issued by the State Auditor's Office. Inquiries related to this report may be directed to:

Duane McNaney  
Vice-President of Finance and CFO  
Kilgore College  
1100 Broadway  
Kilgore, TX 75662  
903.984.8531  
dmcnaney@kilgore.edu

The investments are held in compliance with the Kilgore College investment strategy to manage and invest funds with the following objectives listed in order of their priority: safety, suitability, liquidity, diversity and yield.

  
Brenda S. Kays, President

  
Duane J. McNaney, Vice President of Finance and CFO

  
Leah Gorman, Director of Development

Kilgore College  
Statement of Investment Assets

Investment Type	Book Value			Market Value		
	February 29, 2016 Book Value	Change in Book Value	May 31, 2016 Book Value	February 29, 2016 Market Value	Change in Market Value	May 31, 2016 Market Value
<b>Equity Securities</b>						
Total Equity Securities	0.00	0.00	0.00	0.00	0.00	0.00
<b>Other Investments</b>						
<b>Endowment Funds</b>						
Texas Presbyterian Foundation	7,688,628.43	65,052.98	7,753,681.41	7,827,369.23	407,257.82	8,234,627.05
Total Other Investments	7,688,628.43	65,052.98	7,753,681.41	7,827,369.23	407,257.82	8,234,627.05
<b>Debt Investments &gt; 1 Year</b>						
Total Debt Investments > 1 year	0.00	0.00	0.00	0.00	0.00	0.00
<b>Short Term Investments*</b>						
Certificate of Deposits	8,990,476.74	10,838.02	9,001,314.76	8,990,476.74	10,838.02	9,001,314.76
TexPool	166,987.99	132.75	167,120.74	166,987.99	132.75	167,120.74
Bank Deposits	17,883,938.26	(2,499,371.82)	15,384,566.44	17,883,938.26	(2,499,371.82)	15,384,566.44
Total Short Term Investments	27,041,402.99	(2,488,401.05)	24,553,001.94	27,041,402.99	(2,488,401.05)	24,553,001.94
<b>TOTAL INVESTMENTS</b>	<b>34,730,031.42</b>	<b>(2,423,348.07)</b>	<b>32,306,683.35</b>	<b>34,868,772.22</b>	<b>(2,081,143.23)</b>	<b>32,787,628.99</b>

Kilgore College does not employ outside investment advisors or managers and does not have soft dollar arrangements. The market value of the Kilgore College Foundation trust as of May 31, 2016 was \$ 6,813,370.09.

SCHEDULE OF SHORT-TERM INVESTMENTS  
At May 31, 2016

FUND	Maturity Date	Rate	Operating	Auxiliary	Restricted	Endowment	Plant Reserve	Bond Reserve	Agency	Accrued Interest	Totals
Certificates of Deposit											
Rangerette Fund (91 days)	5/1/16	0.20%									
ETOM (91 days)	4/28/16	0.50%		206,825.11					32,559.39	5.35	30 days
Bond Reserve (91 days)	4/6/16	0.50%						425,000.00		93.50	33 days
KC Rangerette & Ranger Band (91 days)	5/2/16	0.50%								320.21	55 day
Maintenance C.D. (91 days) started 9/15/10	3/8/16	0.50%	4,053,989.01						156,165.67	62.04	29 days
Plant Fund C.D. (91 days) started 11/29/12	5/25/16	0.50%					4,121,290.89			4,664.86	84 days
										338.74	6 days
Total Certificates of Deposit			4,053,989.01	206,825.11	0.00	0.00	4,121,290.89	425,000.00	188,725.06	5,484.69	9,001,314.76
TexPool		0.33%	116,165.40			6,700,864.36	50,955.34				167,120.74
TPF (Institutional)						1,533,762.69					6,700,864.36
TPF (Presidential)											1,533,762.69
Bank Deposits		0.20%	15,284,021.91	(2,204,357.04)	877,796.94	1,455,170.42	(195,882.18)	3,574.04	164,242.35		15,384,566.44
			19,454,176.32	(1,997,531.93)	877,796.94	9,689,797.47	3,976,364.05	428,574.04	362,967.41	5,484.69	32,787,628.99