

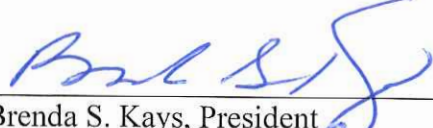
TO: Board of Trustees
Kilgore College

DATE: April 5, 2019
RE: Investment Reporting


The attached Statement of Investment Assets as of February 28, 2019 along with the corresponding Schedule of Short Term Investments as of February 28, 2019 has been prepared in accordance with Texas Government Code, Section 2256.023 and the Higher Education Investment Reporting Requirements issued by the State Auditor's Office. Inquiries related to this report may be directed to:

Fred Gore
Vice-President of Administrative Services and CFO
Kilgore College
1100 Broadway
Kilgore, TX 75662
903-983-8668
fgore@kilgore.edu


The investments are held in compliance with the Kilgore College investment strategy to manage and invest funds with the following objectives listed in order of their priority: safety, suitability, liquidity, diversity and yield.



Brenda S. Kays, President



Frederic S. Gore, Vice President of Administrative Services and CFO



Michael Hageloh, Chief Development Officer, Institutional Advancement

Kilgore College Statement of Investment Assets

<u>Investment Type</u>	<u>Book Value</u>			<u>Market Value</u>		
	<u>November 30, 2018 Book Value</u>	<u>Change in Book Value</u>	<u>February 28, 2019 Book Value</u>	<u>November 30, 2018 Market Value</u>	<u>Change in Market Value</u>	<u>February 28, 2019 Market Value</u>
Equity Securities						
Total Equity Securities	0.00	0.00	0.00	0.00	0.00	0.00
Other Investments						
Endowment Funds						
Texas Presbyterian Foundation	8,388,317.29	82,451.05	8,470,768.34	9,672,713.41	308,673.20	9,981,386.61
Total Other Investments	8,388,317.29	82,451.05	8,470,768.34	9,672,713.41	308,673.20	9,981,386.61
Debt Investments > 1 year						
Total Debt Investments > 1 year	0.00	0.00	0.00	0.00	0.00	0.00
Short Term Investments*						
Certificate of Deposits	8,583,502.51	(1,100,225.24)	7,483,277.27	8,583,502.51	(1,100,225.24)	7,483,277.27
TexPool	171,767.76	1,000.02	172,767.78	171,767.76	1,000.02	172,767.78
Bank Deposits	<u>13,466,659.10</u>	<u>(6,437,863.36)</u>	<u>7,028,795.74</u>	<u>13,466,659.10</u>	<u>(6,437,863.36)</u>	<u>7,028,795.74</u>
Total Short Term Investments	22,221,929.37	(7,537,088.58)	14,684,840.79	22,221,929.37	(7,537,088.58)	14,684,840.79
TOTAL INVESTMENTS	<u>30,610,246.66</u>	<u>(7,454,637.53)</u>	<u>23,155,609.13</u>	<u>31,894,642.78</u>	<u>(7,228,415.38)</u>	<u>24,666,227.40</u>

Kilgore College does not employ outside investment advisors or managers and does not have soft dollar arrangements. The market value of the Kilgore College Foundation trust as of February 28, 2019 was \$7,394,528.39.

SCHEDULE OF SHORT-TERM INVESTMENTS
as of February 28, 2019

FUND	Maturity Date	Rate	Operating	Auxiliary	Restricted	Endowment	Plant Reserve	Bond Reserve	Agency	Accrued Interest	Totals
Certificates of Deposit											
Rangerette Fund (91 days)	4/29/2019	0.20%							32,738.43	5.56	
ETOM (91 days)				0.00							
Bond Reserve (91 days)								0.00			
KC Rangerette & Ranger Band (91 days)	4/30/2019	0.50%							158,320.45	65.06	
Maintenance C.D (91 days) started 9/15/10	6/5/2019	0.50%	3,109,926.42							3,663.75	
Plant Fund C.D (91 days) started 11/29/12	5/23/2019	0.50%					4,178,156.95			400.65	
Total Certificates of Deposit			3,109,926.42	0.00	0.00	0.00	4,178,156.95	0.00	191,058.88	4,135.02	7,483,277.27
TexPool		2.397%	120,090.64				52,677.14				172,767.78
TPF (Institutional)						8,313,461.77					8,313,461.77
TPF (Presidential)						1,667,924.84					1,667,924.84
Bank Deposits		0.20%	11,001,294.67	(4,030,737.38)	1,082,700.69	844,885.12	(2,666,217.68)	3,954.08	792,916.24		7,028,795.74
			<u>14,231,311.73</u>	<u>(4,030,737.38)</u>	<u>1,082,700.69</u>	<u>10,826,271.73</u>	<u>1,564,616.41</u>	<u>3,954.08</u>	<u>983,975.12</u>	<u>4,135.02</u>	<u>24,666,227.40</u>