


TO: Board of Trustees
Kilgore College

DATE: January 8, 2019
RE: Investment Reporting

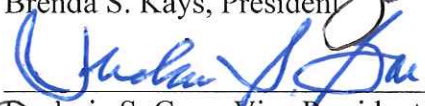
The attached Statement of Investment Assets as of November 30, 2018 along with the corresponding Schedule of Short Term Investments as of November 30, 2018 has been prepared in accordance with Texas Government Code, Section 2256.023 and the Higher Education Investment Reporting Requirements issued by the State Auditor's Office. Inquiries related to this report may be directed to:

Fred Gore
Vice-President of Administrative Services and CFO
Kilgore College
1100 Broadway
Kilgore, TX 75662
903-983-8668
fgore@kilgore.edu

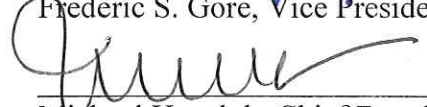
The investments are held in compliance with the Kilgore College investment strategy to manage and invest funds with the following objectives listed in order of their priority: safety, suitability, liquidity, diversity and yield.



Brenda S. Kays, President



Frederic S. Gore, Vice President of Administrative Services and CFO



Michael Hageloh, Chief Development Officer, Institutional Advancement

Kilgore College Statement of Investment Assets

Investment Type	Book Value			Market Value		
	August 31, 2018 Book Value	Change in Book Value	November 30, 2018 Book Value	August 31, 2018 Market Value	Change in Market Value	November 30, 2018 Market Value
Equity Securities						
Total Equity Securities	0.00	0.00	0.00	0.00	0.00	0.00
Other investments						
Endowment Funds						
Texas Presbyterian Foundation	8,210,229.58	178,087.71	8,388,317.29	9,912,558.05	(239,844.64)	9,672,713.41
Total Other Investments	8,210,229.58	178,087.71	8,388,317.29	9,912,558.05	(239,844.64)	9,672,713.41
Debt Investments > 1 year						
Total Debt Investments > 1 year	0.00	0.00	0.00	0.00	0.00	0.00
Short Term Investments*						
Certificate of Deposits	8,672,704.46	(89,201.95)	8,583,502.51	8,672,704.46	(89,201.95)	8,583,502.51
TexPool	170,587.23	1,180.53	171,767.76	170,587.23	1,180.53	171,767.76
Bank Deposits	<u>9,666,591.77</u>	<u>3,800,067.33</u>	<u>13,466,659.10</u>	<u>9,666,591.77</u>	<u>3,800,067.33</u>	<u>13,466,659.10</u>
Total Short Term Investments	18,509,883.46	3,712,045.91	22,221,929.37	18,509,883.46	3,712,045.91	22,221,929.37
TOTAL INVESTMENTS	<u>26,720,113.04</u>	<u>3,890,133.62</u>	<u>30,610,246.66</u>	<u>28,422,441.51</u>	<u>3,472,201.27</u>	<u>31,894,642.78</u>

Kilgore College does not employ outside investment advisors or managers and does not have soft dollar arrangements.
The market value of the Kilgore College Foundation trust as of November 30, 2018 was \$7,087,442.05.

SCHEDULE OF SHORT-TERM INVESTMENTS
as of November 30, 2018

FUND	Maturity Date	Rate	Operating	Auxiliary	Restricted	Endowment	Plant Reserve	Bond Reserve	Agency	Accrued Interest	Totals
Certificates of Deposit											
Rangerette Fund (91 days)	10/29/2017	0.20%							32,722.11	5.74	
ETOM (91 days)	10/27/2017	0.50%		109,417.85						52.46	
Bond Reserve (91 days)	10/4/2017	0.50%						0.00			
KC Rangerette & Ranger Band (91 days)	10/30/2017	0.50%							158,123.34	67.15	
Maintenance C.D (91 days) started 9/15/10	9/5/2017	0.50%	4,104,809.47							4,892.03	
Plant Fund C.D (91 days) started 11/29/12	11/22/2017	0.50%					4,172,955.05			457.31	
Total Certificates of Deposit			4,104,809.47	109,417.85	0.00	0.00	4,172,955.05	0.00	190,845.45	5,474.69	8,583,502.51
TexPool		2.203%	119,395.52				52,372.24				171,767.76
TPF (Institutional)						8,055,303.70					8,055,303.70
TPF (Presidential)						1,617,409.71					1,617,409.71
Bank Deposits		0.20%	17,825,545.54	(4,030,737.38)	715,028.65	844,885.12	(2,666,217.68)	3,905.41	774,249.44		13,466,659.10
			<u>22,049,750.53</u>	<u>(3,921,319.53)</u>	<u>715,028.65</u>	<u>10,517,598.53</u>	<u>1,559,109.61</u>	<u>3,905.41</u>	<u>965,094.89</u>	<u>5,474.69</u>	<u>31,894,642.78</u>