

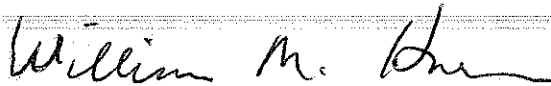
TO: Board of Trustees
Kilgore College

DATE: July 29, 2013
RE: Investment Reporting


The attached Statement of Investment Assets as of May 31, 2013 along with the corresponding Schedule of Short Term Investments as of May 31, 2013 has been prepared in accordance with Texas Government Code, Section 2256.023 and the Higher Education Investment Reporting Requirements issued by the State Auditor's Office. Inquiries related to this report may be directed to:

Duane McNaney
Vice-President of Finance and CFO
Kilgore College
1100 Broadway
Kilgore, TX 75662
903.984.8531
dmcnaney@kilgore.edu


The investments are held in compliance with the Kilgore College investment strategy to manage and invest funds with the following objectives listed in order of their priority: safety, suitability, liquidity, diversity and yield.



William M. Holda, President



Duane J. McNaney, Vice President of Finance and CFO



Dean Gorman, Director of Development

Kilgore College
Statement of Investment Assets

Investment Type	Book Value			Market Value		
	February 28, 2013 Book Value	Change in Book Value	May 31, 2013 Book Value	February 28, 2013 Market Value	Change in Market Value	May 31, 2013 Market Value
Equity Securities						
Total Equity Securities	0.00	0.00	0.00	0.00	0.00	0.00
Other Investments						
Endowment Funds						
Texas Presbyterian Foundation	7,233,573.45	58,169.79	7,291,743.24	7,597,590.22	194,984.25	7,792,574.47
Total Other Investments	7,233,573.45	58,169.79	7,291,743.24	7,329,728.77	194,984.25	7,792,574.47
Debt Investments > 1 year						
Total Debt Investments > 1 year	0.00	0.00	0.00	0.00	0.00	0.00
Short Term Investments*						
Certificate of Deposits	8,796,722.72	37,094.14	8,833,816.86	8,796,722.72	37,094.14	8,833,816.86
TexPool	166,674.76	40.77	166,715.53	166,674.76	40.77	166,715.53
Bank Deposits	14,934,985.60	2,532,783.46	17,467,769.06	14,934,985.60	2,532,783.46	17,467,769.06
Total Short Term Investments	23,898,383.08	2,569,918.37	26,468,301.45	23,898,383.08	2,569,918.37	26,468,301.45
TOTAL INVESTMENTS	31,131,956.53	2,628,088.16	33,760,044.69	31,228,111.85	2,764,902.62	34,260,875.92

Kilgore College does not employ outside investment advisors or managers and does not have soft dollar arrangements. The market value of the Kilgore College Foundation trust as of May 2013 was \$ 4,641,306.58

SCHEDULE OF SHORT-TERM INVESTMENTS
 At May 31, 2013

FUND	Maturity Date	Rate	Operating	Auxiliary	Restricted	Endowment	Plant Reserve	Bond Reserve	Agency	Accrued Interest	Totals
Certificates of Deposit											
Rangerette Fund (91 days)	5/2/13	1.00%							32,236.55	25.61	
ETOM (91 days)	5/3/13	1.75%		202,493.66						271.84	
Bond Reserve (91 days)	4/10/13	1.75%						425,000.00		1,039.21	
KC Rangerette & Ranger Band (91 days)	5/7/13	1.75%							152,895.17	175.93	
Maintenance C.D (91 days) started 9/15/10	3/12/13	1.75%	3,969,087.82							15,223.90	
Plant Fund C.D (91 days) started 11/29/12	5/29/13	1.75%					4,034,980.25			386.92	
Endowed Scholarship (91 days) closed											
Total Certificates of Deposit			3,969,087.82	202,493.66	0.00	0.00	4,034,980.25	425,000.00	185,131.72	17,123.41	8,833,816.86
TexPool		0.07%	115,883.52				50,832.01				166,715.53
TPF (41)						5,833,860.17					5,833,860.17
TPF (42)						1,457,883.07					1,457,883.07
Bank Deposits		1.00%	11,278,029.63	(62,855.15)	1,575,148.01	820,548.33	2,378,111.04	5,010.00	1,473,777.20		17,467,769.06
			15,363,000.97	139,638.51	1,575,148.01	8,112,291.57	6,463,923.30	430,010.00	1,658,908.92	17,123.41	33,760,044.69