


TO: Board of Trustees
Kilgore College

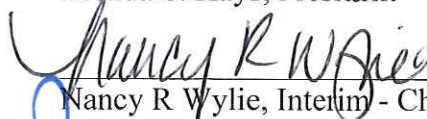
DATE: June 13, 2019
RE: Investment Reporting


The attached Statement of Investment Assets as of May 31, 2019 along with the corresponding Schedule of Short Term Investments as of May 31, 2019 has been prepared in accordance with Texas Government Code, Section 2256.023 and the Higher Education Investment Reporting Requirements issued by the State Auditor's Office. Inquiries related to this report may be directed to:

Nancy R Wylie
Interim - Chief Financial Officer
Kilgore College
1100 Broadway
Kilgore, TX 75662
903-988-7495
nwylie@kilgore.edu

The investments are held in compliance with the Kilgore College investment strategy to manage and invest funds with the following objectives listed in order of their priority: safety, suitability, liquidity, diversity and yield.


Brenda S. Kays, President


Nancy R Wylie, Interim - Chief Financial Officer


Michael Hageloh, Chief Development Officer, Institutional Advancement

Kilgore College
Statement of Investment Assets

<u>Investment Type</u>	<u>Book Value</u>			<u>Market Value</u>		
	<u>February 28, 2019 Book Value</u>	<u>Change in Book Value</u>	<u>May 31, 2019 Book Value</u>	<u>February 28, 2019 Market Value</u>	<u>Change in Market Value</u>	<u>May 31, 2019 Market Value</u>
Equity Securities						
Total Equity Securities	0.00	0.00	0.00	0.00	0.00	0.00
Other Investments						
Endowment Funds						
Texas Presbyterian Foundation	8,470,768.34	619,441.57	9,090,209.91	9,981,386.61	565,592.17	10,546,978.78 <small>Note</small>
Total Other Investments	8,470,768.34	619,441.57	9,090,209.91	9,981,386.61	565,592.17	10,546,978.78
Debt Investments > 1 year						
Total Debt Investments > 1 year	0.00	0.00	0.00	0.00	0.00	0.00
Short Term Investments*						
Certificate of Deposits	7,483,277.27	(164,071.64)	7,319,205.63	7,483,277.27	(164,071.64)	7,319,205.63
TexPool	172,767.78	700.89	173,468.67	172,767.78	700.89	173,468.67
Bank Deposits	<u>7,028,795.74</u>	<u>2,917,661.61</u>	<u>9,946,457.35</u>	<u>7,028,795.74</u>	<u>2,917,661.61</u>	<u>9,946,457.35</u>
Total Short Term Investments	14,684,840.79	2,754,290.86	17,439,131.65	14,684,840.79	2,754,290.86	17,439,131.65
TOTAL INVESTMENTS	<u>23,155,609.13</u>	<u>3,373,732.43</u>	<u>26,529,341.56</u>	<u>24,666,227.40</u>	<u>3,319,883.03</u>	<u>27,986,110.43</u>

Kilgore College does not employ outside investment advisors or managers and does not have soft dollar arrangements.
The market value of the Kilgore College Foundation trust as of May 31, 2019 was \$7,509,314.64

SCHEDULE OF SHORT-TERM INVESTMENTS
as of May 31, 2019

FUND	Maturity Date	Rate	Operating	Auxiliary	Restricted	Endowment	Plant Reserve	Bond Reserve	Agency	Accrued Interest	Totals
Certificates of Deposit											
Rangerette Fund (91 days)	Liquidated								0.00		
ETOM (91 days)	Liquidated			0.00							
Bond Reserve (91 days)	Liquidated							0.00			
KC Rangerette & Ranger Band (91 days)	Liquidated								0.00		
Maintenance C.D (91 days) started 9/15/10	6/5/2019	2.66%	3,113,885.37							19,515.96	
Plant Fund C.D (91 days) started 11/29/12	8/22/2019	2.66%					4,183,365.34			2,438.96	
Total Certificates of Deposit			3,113,885.37	0.00	0.00	0.00	4,183,365.34	0.00	0.00	21,954.92	7,319,205.63
TexPool		2.397%	120,577.83				52,890.84				173,468.67
TPF (Institutional)						8,915,706.31					8,915,706.31
TPF (Presidential)						1,631,272.47					1,631,272.47
Bank Deposits		0.20%	5,356,072.54	(4,030,737.38)	9,339,075.30	1,122,799.12	(2,666,217.68)	3,977.21	821,488.24		9,946,457.35
			<u>8,590,535.74</u>	<u>(4,030,737.38)</u>	<u>9,339,075.30</u>	<u>11,669,777.90</u>	<u>1,570,038.50</u>	<u>3,977.21</u>	<u>821,488.24</u>	<u>21,954.92</u>	<u>27,986,110.43</u>