


TO: Board of Trustees
Kilgore College

DATE: January 21, 2015
RE: Investment Reporting


The attached Statement of Investment Assets as of November 30, 2014 along with the corresponding Schedule of Short Term Investments as of November 30, 2014 has been prepared in accordance with Texas Government Code, Section 2256.023 and the Higher Education Investment Reporting Requirements issued by the State Auditor's Office. Inquiries related to this report may be directed to:

Duane McNaney
Vice-President of Finance and CFO
Kilgore College
1100 Broadway
Kilgore, TX 75662
903.984.8531
dmcnaney@kilgore.edu


The investments are held in compliance with the Kilgore College investment strategy to manage and invest funds with the following objectives listed in order of their priority: safety, suitability, liquidity, diversity and yield.



William M. Holda, President



Duane J. McNaney, Vice President of Finance and CFO



Leah Gorman, Director of Development

Kilgore College
Statement of Investment Assets

Investment Type	Book Value			Market Value		
	August 31, 2014 Book Value	Change in Book Value	November 30, 2014 Book Value	August 31, 2014 Market Value	Change in Market Value	November 30, 2014 Market Value
Equity Securities						
Total Equity Securities	0.00	0.00	0.00	0.00	0.00	0.00
Other Investments						
Endowment Funds						
Texas Presbyterian Foundation	7,432,741.80	252,342.14	7,685,083.94	8,513,888.31	193,975.22	8,707,863.53
Total Other Investments	7,432,741.80	252,342.14	7,685,083.94	8,513,888.31	193,975.22	8,707,863.53
Debt Investments > 1 year						
Total Debt Investments > 1 year	0.00	0.00	0.00	0.00	0.00	0.00
Short Term Investments*						
Certificate of Deposits	8,939,369.67	(2,083.29)	8,937,286.38	8,939,369.67	(2,083.29)	8,937,286.38
TexPool	166,803.91	8.38	166,812.29	166,803.91	8.38	166,812.29
Bank Deposits	15,948,133.67	1,714,342.08	17,662,475.75	15,948,133.67	1,714,342.08	17,662,475.75
Total Short Term Investments	25,054,307.25	1,712,267.17	26,766,574.42	25,054,307.25	1,712,267.17	26,766,574.42
TOTAL INVESTMENTS	32,487,049.05	1,964,609.31	34,451,658.36	33,568,195.56	1,906,242.39	35,474,437.95

Kilgore College does not employ outside investment advisors or managers and does not have soft dollar arrangements.
The market value of the Kilgore College Foundation trust as of November 30, 2014 was \$ 6,092,991.32

SCHEDULE OF SHORT-TERM INVESTMENTS
 At November 30, 2014

FUND	Maturity Date	Rate	Operating	Auxiliary	Restricted	Endowment	Plant Reserve	Bond Reserve	Agency	Accrued Interest	Totals
Certificates of Deposit											
Rangerette Fund (91 days)	11/2/14	0.20%									
ETOM (91 days)	10/31/14	0.50%		205,284.91					32,462.15	4.98	
Bond Reserve (91 days)	10/9/14	0.50%						425,000.00		84.36	
KC Rangerette & Ranger Band (91 days)	11/3/14	0.50%							155,002.72	302.74	
Maintenance C.D. (91 days) started 9/15/10	9/9/14	0.50%	4,023,799.25							57.33	
Plant Fund C.D. (91 days) started 11/29/12	11/27/14	0.50%					4,090,599.95			4,519.88	
										168.11	
Total Certificates of Deposit			4,023,799.25	205,284.91	0.00	0.00	4,090,599.95	425,000.00	187,464.87	5,137.40	8,937,286.38
TexPool		0.03%	115,950.91				50,861.38				166,812.29
TPF (41)						6,213,452.65					6,213,452.65
TPF (42)						1,471,631.29					1,471,631.29
Bank Deposits		0.20%	762,255.29	(172,566.35)	6,335,583.98	1,019,941.98	3,773,003.36	3,545.44	5,940,712.05		17,662,475.75
			4,902,005.45	32,718.56	6,335,583.98	8,705,025.92	7,914,464.69	428,545.44	6,128,176.92	5,137.40	34,451,658.36