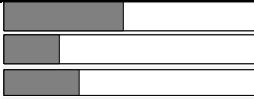



Kilgore College Office of Residential Life Survey, Spring 2007

Total Received: 72


Residence Hall you reside in:

Response	Count	%	
Quad	34	47.22	
Stark Hall	16	22.22	
Nolen St. Residence	22	30.56	


Gender:

Response	Count	%	
Male	47	65.28	
Female	25	34.72	


Academic standing:

Response	Count	%	
Freshman	52	72.22	
Sophomore	20	27.78	

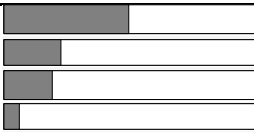
Have you lived in the residence halls at least one full semester?

Response	Count	%	
Yes	63	88.73	
No	8	11.27	

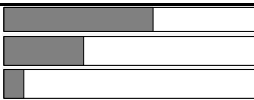
Why have you chosen to live in the residence halls?

Response	Count	%	
Friends	9	12.86	
Community	3	4.29	
Convenience	44	62.86	
Cost	6	8.57	
Parents	8	11.43	

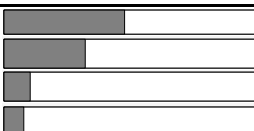
The noise level in the hallway affects my ability to study:

Response	Count	%	
No problem	36	50.00	
Usually no problem	17	23.61	
Often a problem	14	19.44	
Impossible situation	5	6.94	

How comfortable are you in approaching your RA concerning college related problems?

Response	Count	%	
Very comfortable	43	59.72	
Comfortable	23	31.94	
Uncomfortable	6	8.33	

How effective has your RA been in developing a sense of community on your floor?

Response	Count	%	
Very effective	34	47.89	
Adequate	23	32.39	
Not adequate	8	11.27	
Unable to evaluate	6	8.45	

Kilgore College Office of Residential Life Survey, Spring 2007

Total Received: 72

I find the coordinator accessible.

Response	Count	%	
Strongly Disagree	11	15.94	
Disagree	12	17.39	
Strongly Agree	11	15.94	
Agree	35	50.72	

My hall coordinator (director in Stark) has a clear understanding of what occurs in residence halls.

Response	Count	%	
Strongly Disagree	9	13.04	
Disagree	3	4.35	
Strongly Agree	9	13.04	
Agree	21	30.43	
N/A	27	39.13	

My hall coordinator (director in Stark) relates to and understands my concerns.

Response	Count	%	
Strongly Disagree	8	11.76	
Disagree	3	4.41	
Strongly Agree	7	10.29	
Agree	23	33.82	
N/A	27	39.71	

My residence hall:

Response	Count	%	
Needs more discipline	11	15.71	
Is too strict to be an enjoyable place	9	12.86	
Has balanced discipline	50	71.43	

Rules and regulations are enforced uniformly in my hall (all residents are treated the same).

Response	Count	%	
Strongly Disagree	10	13.89	
Disagree	13	18.06	
Strongly Agree	14	19.44	
Agree	35	48.61	

Your front desk staff:

Response	Count	%	
Have effectively met your needs	28	40.00	
Have adequately met your needs	36	51.43	
Has not met your needs	6	8.57	

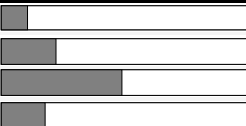
Your Hall Coordinator:

Response	Count	%	
Has been receptive to your concerns	39	59.09	
Has been hesitant to your concerns	4	6.06	
Know the coordinator but assistance not required	15	22.73	
Do not know the coordinator	8	12.12	

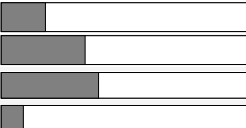
Kilgore College Office of Residential Life Survey, Spring 2007

Total Received: 72

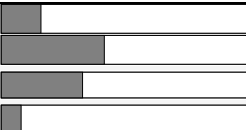
How would you describe the overall physical condition (paint, plumbing, lighting, carpet) of your hall?

Response	Count	%	
Very good	8	11.11	
Adequate	16	22.22	
In need of some improvement	35	48.61	
Unacceptable at this time	13	18.06	

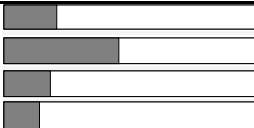
How would you describe the cleanliness of the public areas (halls, laundry, lobbies) of your residence hall?

Response	Count	%	
Very good	13	18.06	
Adequate	24	33.33	
In need of some improvement	28	38.89	
Unacceptable at this time	7	9.72	


How would you evaluate the cleanliness of your hall on the weekend?

Response	Count	%	
Very good	11	16.42	
Adequate	28	41.79	
In need of some improvement	22	32.84	
Unacceptable at this time	6	8.96	


How would you rate the maintenance personnel who respond to maintenance concerns in your room?

Response	Count	%	
Effectively met needs	15	21.43	
Adequately met needs	32	45.71	
Failed to meet needs	13	18.57	
Not Applicable	10	14.29	


Maintenance and repairs are completed in a timely manner:

Response	Count	%	
Strongly Disagree	9	12.86	
Disagree	19	27.14	
Strongly Agree	5	7.14	
Agree	31	44.29	
N/A	6	8.57	

Have you participated in any programming by the Residential Life staff?

Response	Count	%	
Yes	21	30.00	
No	49	70.00	





How would you evaluate the cable television service?

Response	Count	%	
Very good	29	41.43	
Adequate	26	37.14	
In need of some improvement	10	14.29	
Unacceptable at this time	2	2.86	
Not Applicable	3	4.29	

Kilgore College Office of Residential Life Survey, Spring 2007





Total Received: 72

Do you feel safe in your residence hall?




Response	Count	%	
Yes most of the time	44	62.86	
Some of the time	19	27.14	
Very rarely	7	10.00	

How did you learn of the policies governing your residence hall?





(CHECK ALL THAT APPLY)

Response	Count	%	
Staff members	44	48.89	
Signs	27	30.00	
Other	19	21.11	

Do you know the proper fire emergency procedures as they pertain to you?









Response	Count	%	
Yes	53	75.71	
No	17	24.29	

How would you rank the total security system in your residence hall/building (door locked, desk assistant / RA on rounds, guest and visitation policies)?





Response	Count	%	
Effective	28	40.00	
Adequate	27	38.57	
Inadequate	15	21.43	

Please indicate which of the following you have participated in:




(CHECK ALL THAT APPLY)

Response	Count	%	
KC Kickoff	27	20.93	
Student Organization Fair	14	10.85	
Homecoming Activities	24	18.60	
Intramural Sports	8	6.20	
Member of at least one Student Organization	24	18.60	
IceBreakers	18	13.95	
Mudbugs Games	14	10.85	

Did the activities:

Response	Count	%	
Exceed your expectations	11	18.33	
Meet your expectations	36	60.00	
Did not meet expectations	13	21.67	






Were you informed and aware of the planned activities?

Response	Count	%	
Yes	44	63.77	
No	25	36.23	

Kilgore College Office of Residential Life Survey, Spring 2007









Total Received: 72

How did you learn of these activities?

Response	Count	%	
Flyers/Posters	25	36.23	
Word of Mouth	24	34.78	
Hall Newsletter/Resident Assistants	3	4.35	
Unaware of activities	17	24.64	










Which activities would you like continued by the Office of Student Life in the future?

(CHECK ALL THAT APPLY)




Response	Count	%	
Dances	34	19.32	
Raffles	19	10.80	
Skating	23	13.07	
Pep Rally	32	18.18	
Tailgate Party	30	17.05	
Intramurals	17	9.66	
Mudbugs Games	21	11.93	

What type of activities would you like to see started in the future?




(CHECK ALL THAT APPLY)

Response	Count	%	
More sports	34	15.11	
Formal dances	29	12.89	
Movies	33	14.67	
Talent Show	22	9.78	
Cookouts	42	18.67	
Ice cream Socials	28	12.44	
Putt Putt	17	7.56	
Speakers on different hot topics	20	8.89	

Are you satisfied with your residence hall experience?

Response	Count	%	
Yes I am satisfied with the current situation	49	72.06	
No I am not satisfied with the current situation	19	27.94	

I plan to return to the residence halls next year:

Response	Count	%	
Yes	37	53.62	
No	21	30.43	
Undecided	11	15.94	