

KC Instructor Evaluations, Fall 2006 - QUEST COURSES

Total Administered: 56, Total Received: 30 (54%)

Is well prepared for class/lessons/laboratories.

Response	Count	Percent	
Strongly Agree	22	73.33	
Agree	7	23.33	
Disagree	1	3.33	
Strongly Disagree	0	0.00	
N/A	0	0.00	

Communicates ideas in a clear manner.

Response	Count	Percent	
Strongly Agree	21	70.00	
Agree	5	16.67	
Disagree	2	6.67	
Strongly Disagree	2	6.67	
N/A	0	0.00	

Stimulates intellectual curiosity.

Response	Count	Percent	
Strongly Agree	23	76.67	
Agree	4	13.33	
Disagree	2	6.67	
Strongly Disagree	1	3.33	
N/A	0	0.00	

Demonstrates a knowledge of the subject matter.

Response	Count	Percent	
Strongly Agree	26	86.67	
Agree	4	13.33	
Disagree	0	0.00	
Strongly Disagree	0	0.00	
N/A	0	0.00	

Covers material which is consistent with student learning outcomes.

Response	Count	Percent	
Strongly Agree	22	73.33	
Agree	5	16.67	
Disagree	3	10.00	
Strongly Disagree	0	0.00	
N/A	0	0.00	

Uses teaching methods appropriate to the course.

Response	Count	Percent	
Strongly Agree	22	73.33	
Agree	4	13.33	
Disagree	4	13.33	
Strongly Disagree	0	0.00	
N/A	0	0.00	

Uses class time effectively.

Response	Count	Percent	
Strongly Agree	18	60.00	
Agree	7	23.33	
Disagree	3	10.00	
Strongly Disagree	2	6.67	
N/A	0	0.00	

Makes assignments that increase understanding of subject matter.

Response	Count	Percent	
Strongly Agree	19	63.33	
Agree	9	30.00	
Disagree	2	6.67	
Strongly Disagree	0	0.00	
N/A	0	0.00	

Communicates assignments effectively.

Response	Count	Percent	
Strongly Agree	19	63.33	
Agree	7	23.33	
Disagree	1	3.33	
Strongly Disagree	3	10.00	
N/A	0	0.00	

Provides adequate feedback on assignments and exams in a timely manner.

Response	Count	Percent	
Strongly Agree	23	76.67	
Agree	4	13.33	
Disagree	2	6.67	
Strongly Disagree	1	3.33	
N/A	0	0.00	

Gives tests which cover course content.

Response	Count	Percent	
Strongly Agree	24	80.00	
Agree	6	20.00	
Disagree	0	0.00	
Strongly Disagree	0	0.00	
N/A	0	0.00	

Gives tests which are clear and understandable.

Response	Count	Percent	
Strongly Agree	22	73.33	
Agree	7	23.33	
Disagree	1	3.33	
Strongly Disagree	0	0.00	
N/A	0	0.00	

KC Instructor Evaluations, Fall 2006 - QUEST COURSES

Total Administered: 56, Total Received: 30 (54%)

Gives sufficient number of exams and assignments to ensure a fair evaluation.

Response	Count	Percent	
Strongly Agree	20	66.67	
Agree	10	33.33	
Disagree	0	0.00	
Strongly Disagree	0	0.00	
N/A	0	0.00	

Exhibits enthusiasm for teaching which stimulates student learning.

Response	Count	Percent	
Strongly Agree	23	76.67	
Agree	4	13.33	
Disagree	3	10.00	
Strongly Disagree	0	0.00	
N/A	0	0.00	

Generates a class atmosphere which promotes learning.

Response	Count	Percent	
Strongly Agree	24	80.00	
Agree	3	10.00	
Disagree	3	10.00	
Strongly Disagree	0	0.00	
N/A	0	0.00	

Is receptive to questions and comments from students.

Response	Count	Percent	
Strongly Agree	22	73.33	
Agree	7	23.33	
Disagree	1	3.33	
Strongly Disagree	0	0.00	
N/A	0	0.00	

Encourages students to develop ideas and opinions based on course material.

Response	Count	Percent	
Strongly Agree	23	76.67	
Agree	6	20.00	
Disagree	1	3.33	
Strongly Disagree	0	0.00	
N/A	0	0.00	

Demonstrates impartiality when dealing with students.

Response	Count	Percent	
Strongly Agree	21	70.00	
Agree	4	13.33	
Disagree	3	10.00	
Strongly Disagree	2	6.67	
N/A	0	0.00	

Is accessible to students during office hours and by appointment.

Response	Count	Percent	
Strongly Agree	21	70.00	
Agree	8	26.67	
Disagree	0	0.00	
Strongly Disagree	1	3.33	
N/A	0	0.00	

Is concerned that students learn and understand.

Response	Count	Percent	
Strongly Agree	23	76.67	
Agree	4	13.33	
Disagree	2	6.67	
Strongly Disagree	0	0.00	
N/A	1	3.33	

I am satisfied with what I learned in this course.

Response	Count	Percent	
Strongly Agree	21	70.00	
Agree	5	16.67	
Disagree	3	10.00	
Strongly Disagree	0	0.00	
N/A	1	3.33	

I would take this instructor again.

Response	Count	Percent	
Strongly Agree	21	70.00	
Agree	4	13.33	
Disagree	2	6.67	
Strongly Disagree	3	10.00	
N/A	0	0.00	






There was sufficient time available for reflection and analysis of course material during this mini-semester or distance learning course.

Response	Count	Percent	
Strongly Agree	15	50.00	
Agree	6	20.00	
Disagree	4	13.33	
Strongly Disagree	1	3.33	
N/A	4	13.33	





KC Instructor Evaluations, Fall 2006 - QUEST COURSES

Total Administered: 56, Total Received: 30 (54%)

(Optional statements given to you by your instructor.)

Response	Count	Percent	
Strongly Agree	1	3.33	
Agree	1	3.33	
Disagree	0	0.00	
Strongly Disagree	0	0.00	
N/A	28	93.33	

(Optional statements given to you by your instructor.)

Response	Count	Percent	
Strongly Agree	1	3.33	
Agree	1	3.33	
Disagree	0	0.00	
Strongly Disagree	0	0.00	
N/A	28	93.33	